



Export and Investment Promotion Agency
of the Republic of Azerbaijan

EXPORT AND INVESTMENT PROMOTION AGENCY OF THE REPUBLIC OF AZERBAIJAN - AZPROMO

INVESTMENT OPPORTUNITIES IN AZERBAIJAN

September 2022

STATE OF ECONOMY – 2021



5,452.53 USD GDP PER CAPITA

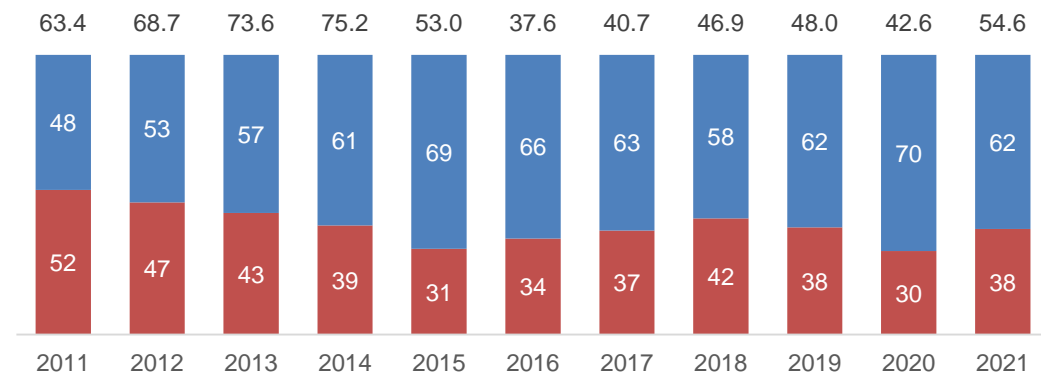


10.1 MILLION POPULATION

NON OIL GDP IN 2021: (62%)

GDP structure (%)

■ oil ■ non-oil

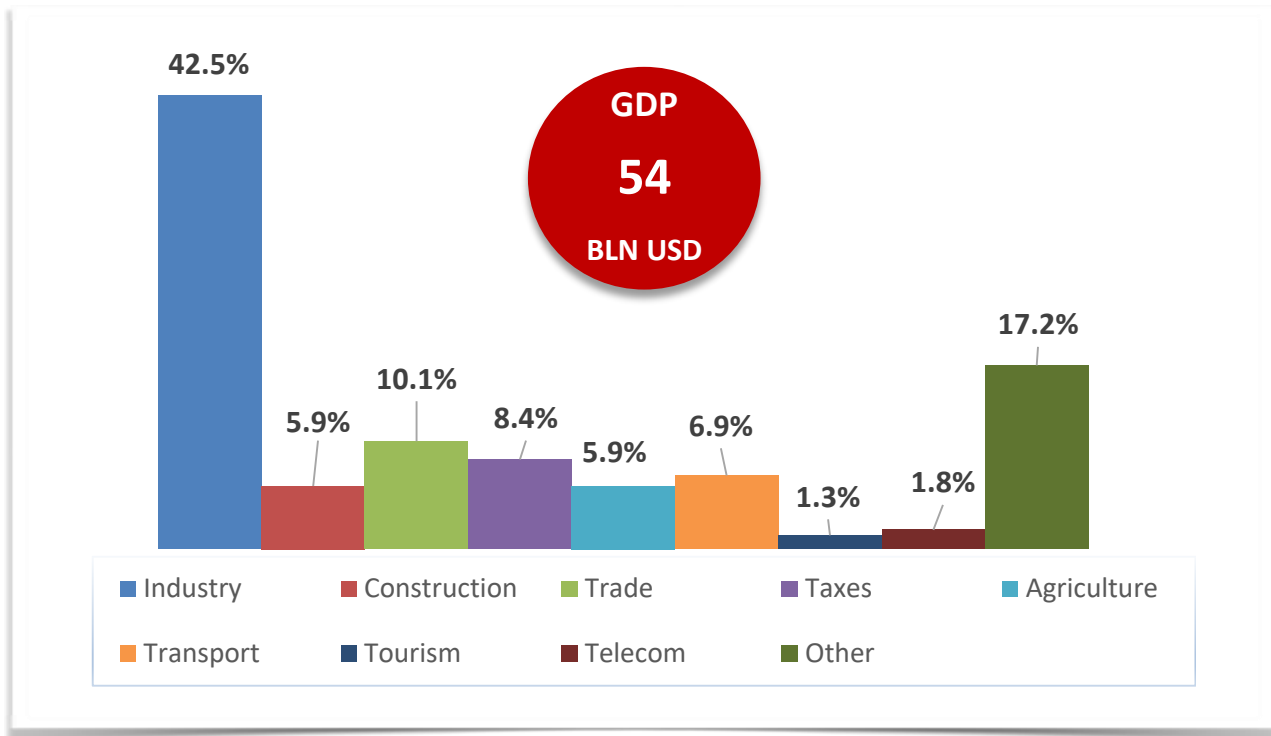


During 1995 – 2021:

57.1 bln usd – the volume of investment in the non-oil sector.

14.8 bln usd – the volume of FDI in the non-oil sector.

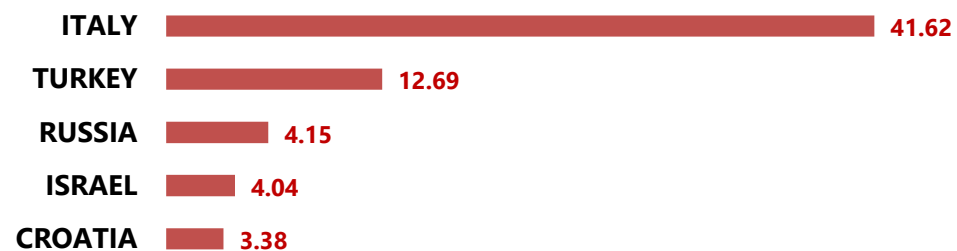
Source: State Statistical Committee of Azerbaijan



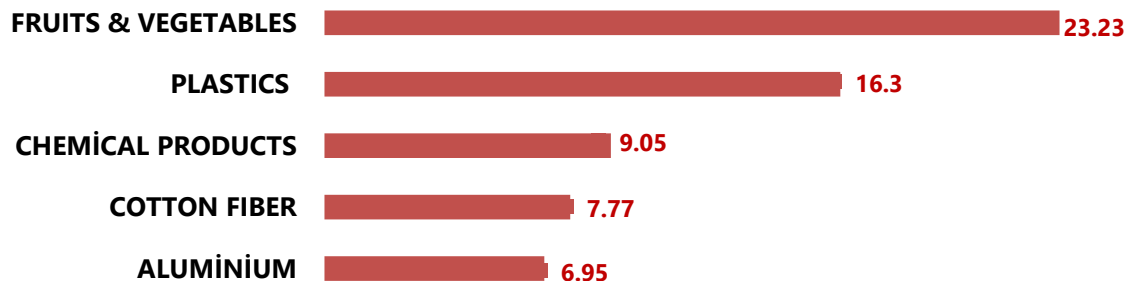
PROVEN TRADING PARTNER – 2021

US\$ 22 BLN TOTAL VALUE OF EXPORTS

■ TOP 5 EXPORT MARKETS (%)

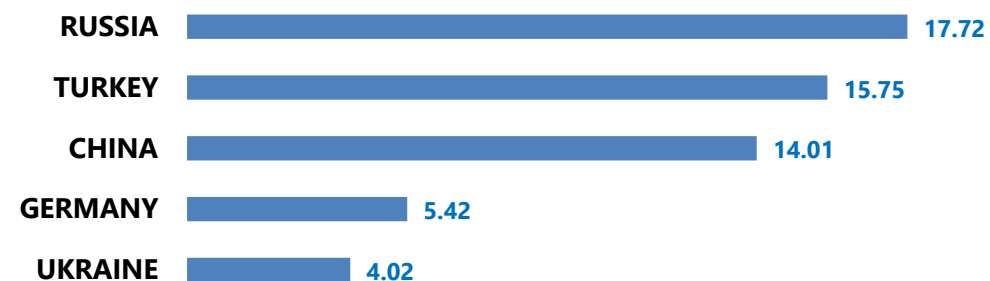


■ TOP 5 NON-OIL EXPORT PRODUCTS (%)

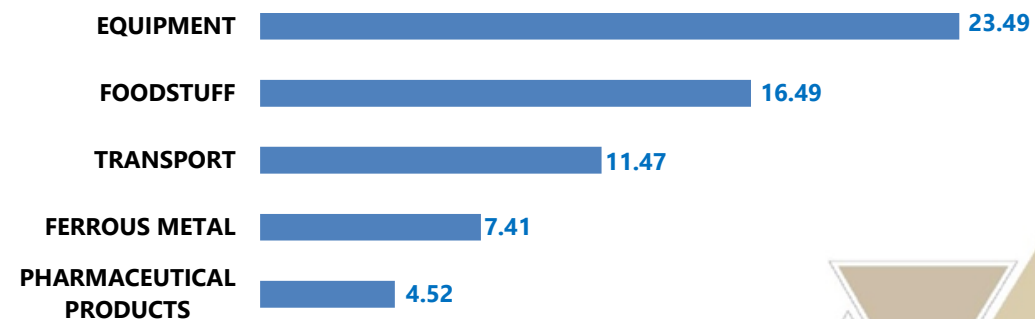


US\$ 11.7 BLN TOTAL VALUE OF IMPORTS

■ TOP 5 IMPORT MARKETS (%)

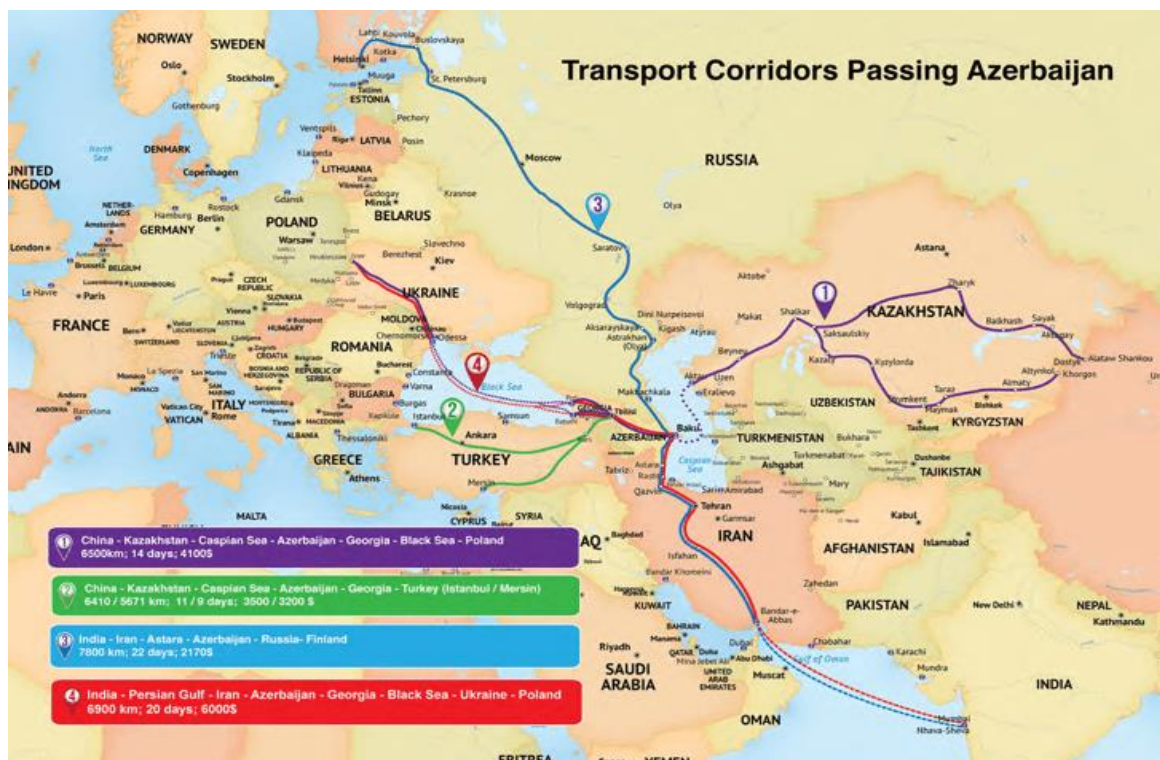


■ TOP 5 IMPORT PRODUCTS (%)



EFFECTIVE TIME SAVING ROUTES

60% TIME SAVING FOR NORTH-SOUTH ROUTE (INDIA - EUROPE)



70% TIME SAVING (CHINA - EUROPE MARITIME ROUTE)

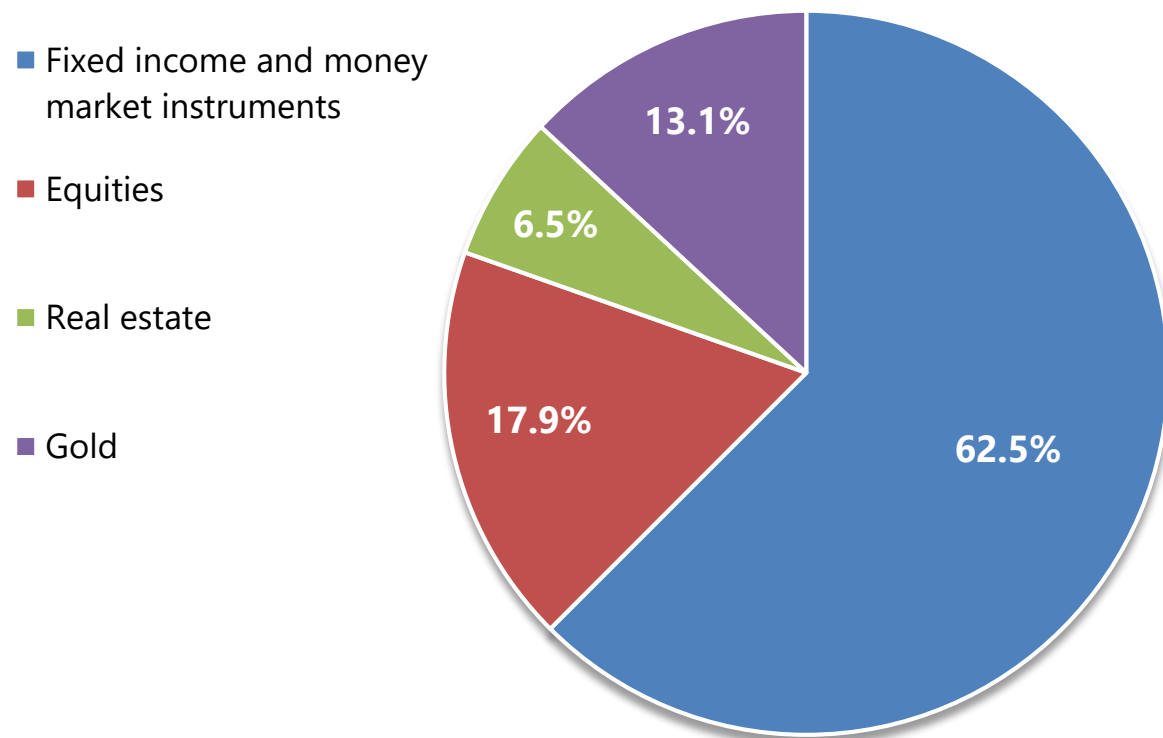


WELL DEVELOPED INFRASTRUCTURE

- More than 19 thousand km of **roads and highways** constructed and rehabilitated
- 7 new international **airports**, including in the liberated areas of Azerbaijan
- **Baku-Tbilisi-Kars** railroad ("The Iron Silkway")
- New **Baku International Sea Trade Port**
- **AFEZ** is a multi-modal site in a prime strategic location offering a wide range of incentives and benefits



45.3 BLN.USD - AS OF JULY 1, 2022
SOFAZ'S PORTFOLIO BREAKDOWN BY ASSET CLASS



SOVEREIGN RATINGS BY MAJOR RATING AGENCIES

Standard & Poor's

- BB+, Outlook Stable

Moody's

- Ba1, Outlook Stable

Fitch

- BB+, Outlook Stable

ONGOING REFORM AREAS

- **STARTING A BUSINESS**
- **GETTING CREDIT**
- **DEALING WITH CONSTRUCTION PERMITS**
- **REGISTERING PROPERTY**
- **PROTECTING MINORITY INVESTORS**
- **PAYING TAXES**
- **TRADING ACROSS BORDERS**
- **ENFORCING CONTRACTS**
- **RESOLVING INSOLVENCY**



REDUCED RED TAPE

- **NO STATE INSPECTIONS OF BUSINESSES**
- **STREAMLINED LICENSING SYSTEM**
- **E-GOV SERVICES FOR BUSINESS**
- **STREAMLINED PUBLIC SERVICES**
- **ONE-STOP-SHOP SYSTEMS**
- **LOW TAX BURDEN**



NO EXPORT DUTIES REMOVING TRADE BARRIERS

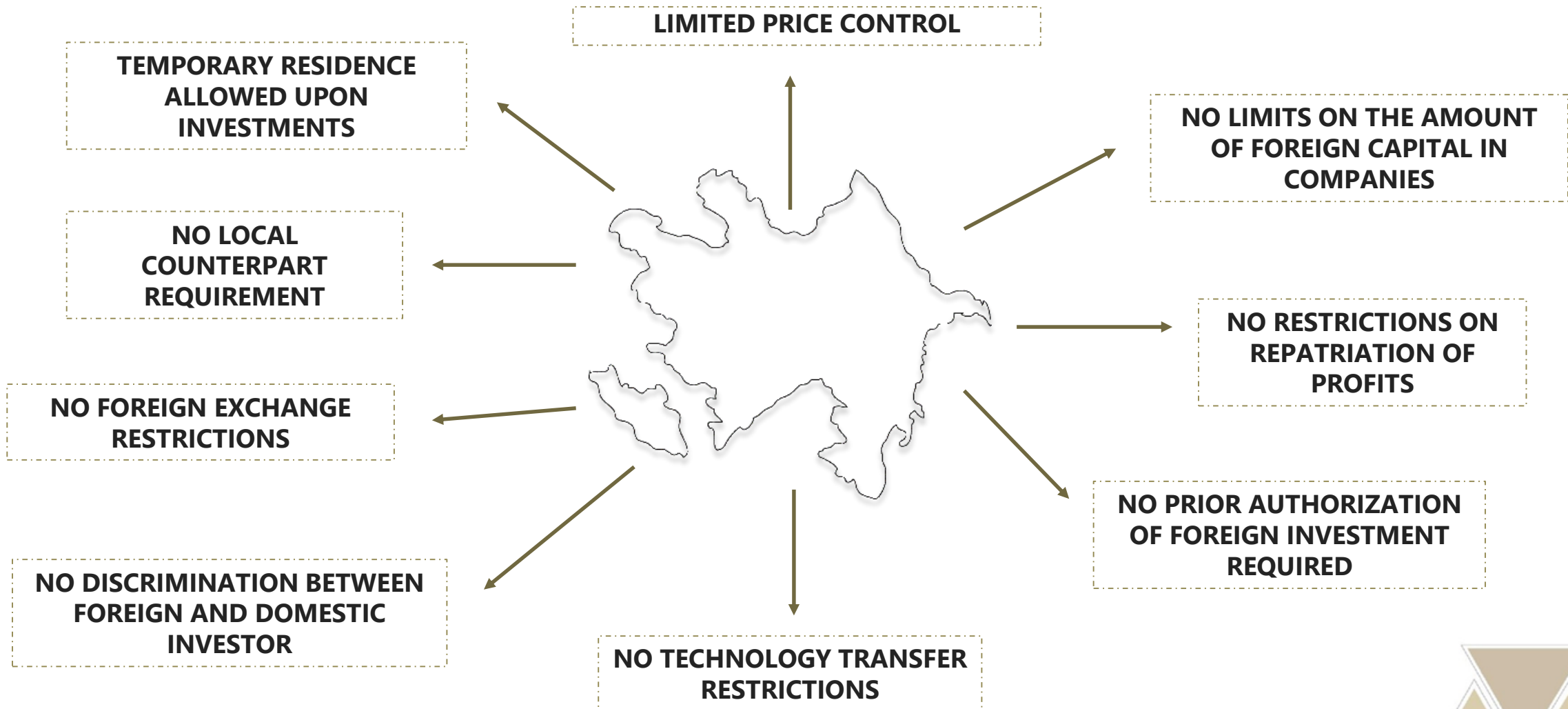
TRADE HOUSES

- CHINA
- UKRAINE
- POLAND
- UAE
- KAZAKHISTAN
- BELARUS



TRADE REPRESENTATIVES

- CHINA
- UNITED ARAB EMIRATES
- POLAND
- RUSSIA
- ISRAEL
- TÜRKİYE



BILATERAL INVESTMENT TREATIES

ALBANIA
AUSTRIA
BELARUS
BELGIUM
BULGARIA

CROATIA
CZECH REP
ESTONIA
FINLAND
FRANCE

GEORGIA
GERMANY
GREECE
HUNGARY
ITALY

SERBIA
SWITZERLAND
TURKEY
UK
UKRAINE

MONTENEGRO
NORWAY
POLAND
ROMANIA
RUSSIA

LATVIA
LITHUANIA
LUXEMBOURG
MACEDONIA FYR
MOLDOVA



CHINA
IRAN
ISRAEL
JORDAN

SAUDI ARABIA
LEBANON
PAKISTAN
QATAR

SYRIA
TAJIKISTAN
UAE
UZBEKISTAN

KAZAKHSTAN
KUWAIT
KYRGYZSTAN
KOREA REP.

DOUBLE TAXATION TREATIES

AUSTRIA
BELARUS
BELGIUM
B&H
BULGARIAC

CROATIA
ESTONIA
CZECH REP.
FINLAND
FRANCE

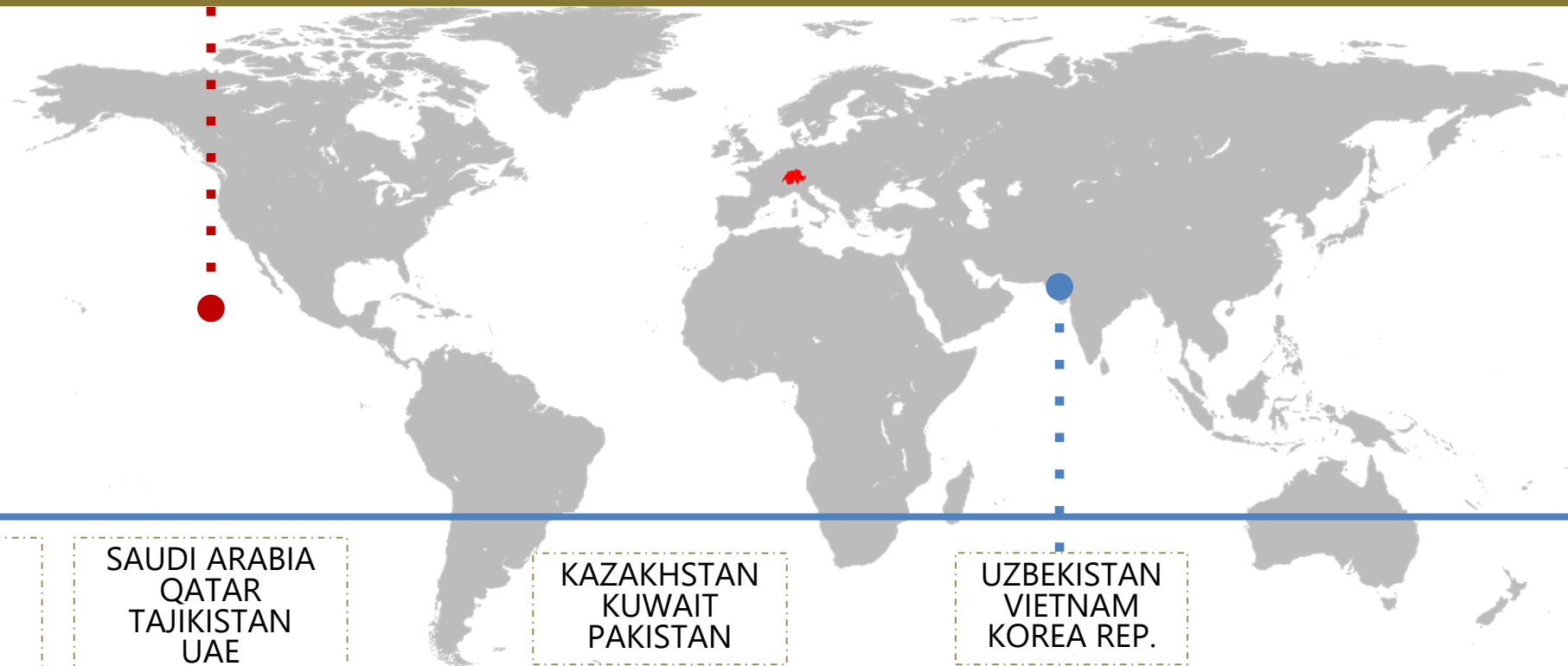
GEORGIA
GERMANY
GREECE
HUNGARY
ITALY

SWEDEN
SWITZERLAND
TURKEY
UK
UKRAINE

MONTENEGRO
NETHERLANDS
NORWAY
POLAND
ROMANIA

RUSSIA
SAN MARINO
SERBIA
SLOVENIA
SPAIN

LATVIA
LITHUANIA
LUXEMBOURG
MACEDONIA FYR
MOLDOVA



CHINA
IRAN
JAPAN
JORDAN

SAUDI ARABIA
QATAR
TAJIKISTAN
UAE

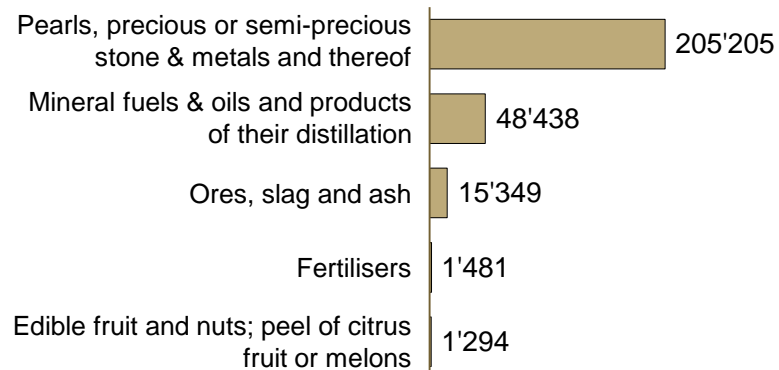
KAZAKHSTAN
KUWAIT
PAKISTAN

UZBEKISTAN
VIETNAM
KOREA REP.

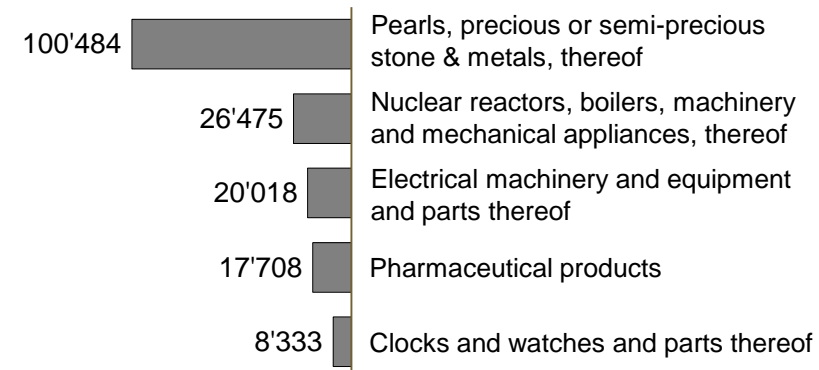
ECONOMIC RELATIONS BETWEEN AZERBAIJAN AND SWITZERLAND



**Azerbaijan exports to Switzerland
(thousand US\$)**



**Azerbaijan imports from Switzerland
(thousand US\$)**

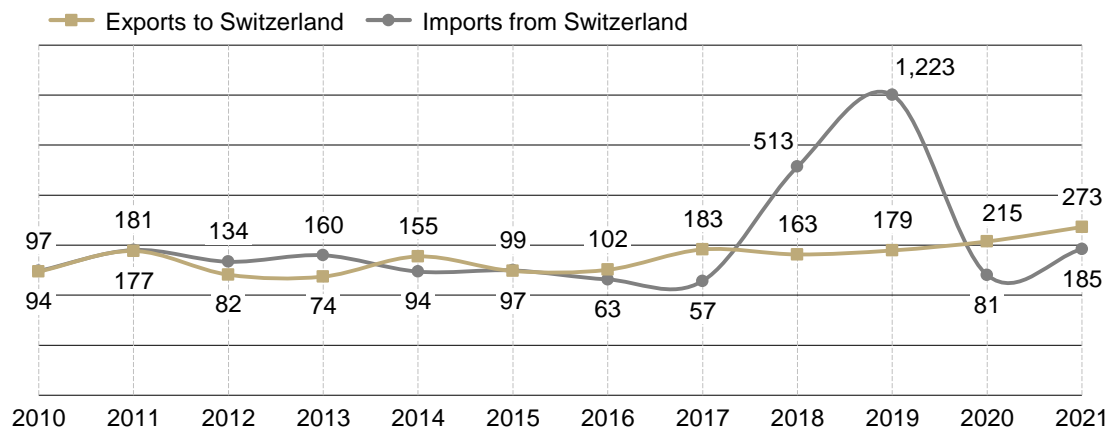


Information for **2021**

48 mln \$
FDI inwards from Switzerland to Azerbaijan

29 mln \$
FDI outwards from Azerbaijan to Switzerland

TOTAL EXPORT & IMPORT AMOUNT



INDUSTRIAL PARKS, DISTRICTS AND AGROPARKS

STATISTICS OF INDUSTRIAL PARKS

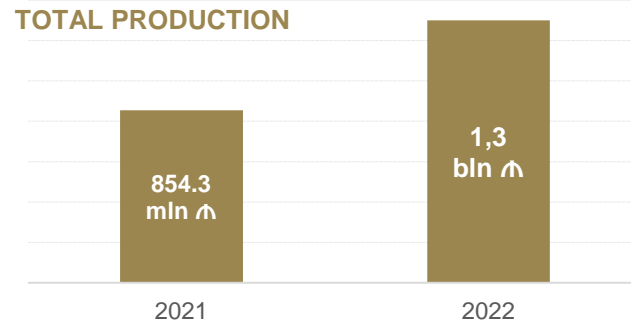
108 business entities were granted residency status



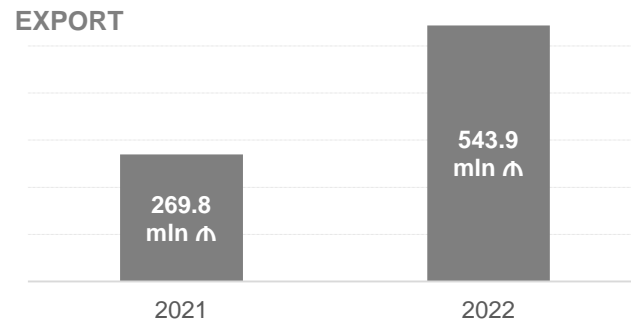
58 residents are
already operating

PRODUCTION AND EXPORT IN INDUSTRIAL PARKS

TOTAL PRODUCTION



EXPORT



made

6.4 bln AZN
investment

10,100 new jobs

planned

450 mln AZN
investment

4,500 new jobs



- Sumgait Chemical Industrial Park – 2011
- Balakhani Industrial Park 2011
- Mingachevir Industrial Park – 2015
- Garadagh Industrial Park – 2015
- Pirallahi Industrial Park – 2016
- Agdam Industrial Park – 2021
- Araz Valley Economic Zone – 2021
- Masalli Industrial District
- Neftchala Industrial District
- Hajigabul Industrial District
- Sabirabad Industrial District
- Sharur Industrial District
- 51 Agroparks

HOLDERS OF INVESTMENT PROMOTION DOCUMENT

**7
Y
E
A
R
S**

- 50% reduced corporate tax
- 0% land and property tax
- 0% vat on hardware, technological equipment and structures imported by IPD holders
- 0% customs duty on hardware, technological equipment and structures imported by IPD holders

RESIDENTS OF INDUSTRIAL AND TECHNOLOGY PARKS

**10
Y
E
A
R
S**

- 0% corporate tax
- 0% land and property tax
- 0% vat on hardware, technological equipment and structures imported by residents

**7
Y
E
A
R
S**

- 0% customs duty on hardware, technological equipment and structures imported by residents

SECTOR OPPORTUNITIES



AGRICULTURE

FOOD PROCESSING

CHEMICAL INDUSTRY

RENEWABLES

TRANSPORT AND LOGISTICS

**INFORMATION AND COMMUNICATION
TECHNOLOGIES**

LIGHT INDUSTRY

TOURISM



IN FIELD OF EXPORT

- **NON-OIL EXPORT PROMOTION**
- **PROMOTION OF “MADE IN AZERBAIJAN” BRAND**
- **SUPPORT TO EXPORTERS**
- **BUILDING AND PROMOTING EXPORT CULTURE**
- **POLICY ADVOCACY**



IN FIELD OF INVESTMENT

- **ATTRACTION**
- **RETENTION and EXPANSION**
- **AFTERCARE**
- **POLICY ADVOCACY**
- **COUNTRY’S IMAGE BUILDING**

THANK YOU!

AZ1000, Azerbaijan, Baku,
32 Neftchilar avenue, (Baku Business Center)
Tel.: (+994 12) 598 01 47/48
Fax.: (+994 12) 598 01 52
E-mail: office@azpromo.az
www.azpromo.az

