



Export and Investment Promotion Agency  
of the Republic of Azerbaijan

## EXPORT AND INVESTMENT PROMOTION AGENCY OF THE REPUBLIC OF AZERBAIJAN - AZPROMO

### INVESTMENT OPPORTUNITIES IN AZERBAIJAN

March 2023

# STATE OF ECONOMY – 2021



**5,452.53 USD GDP PER CAPITA**

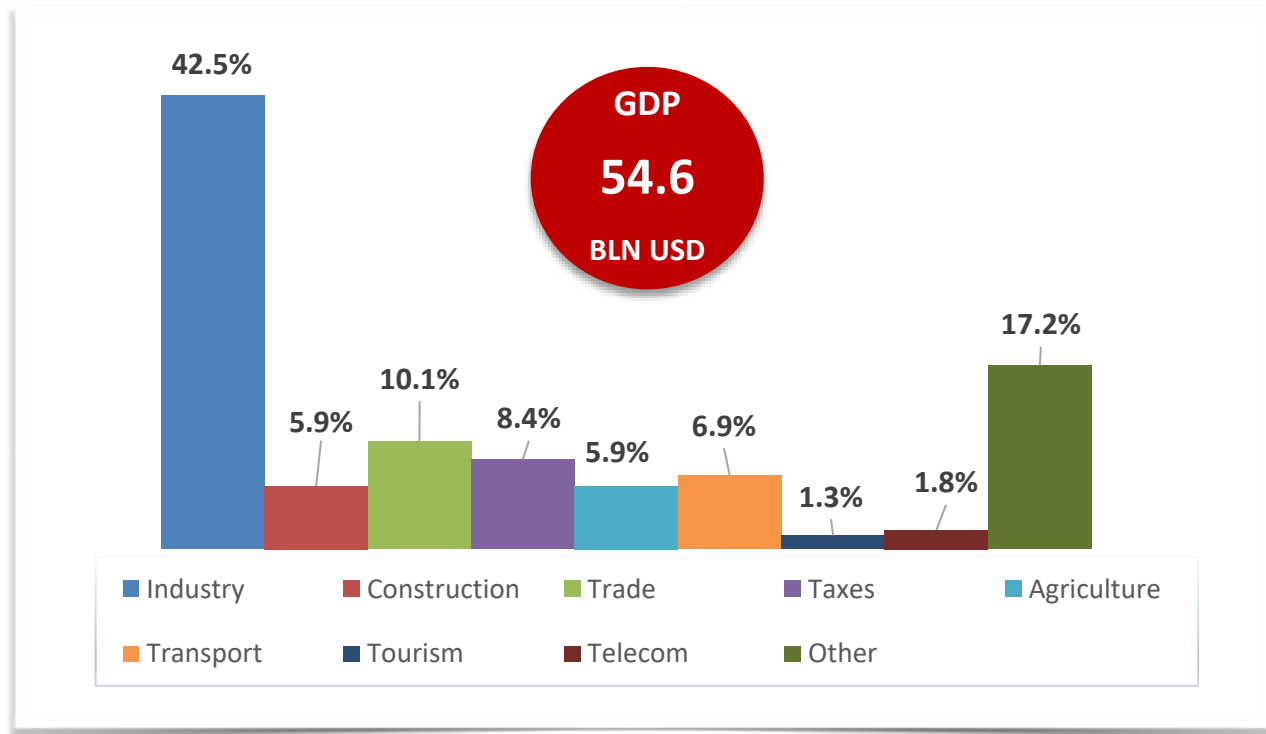
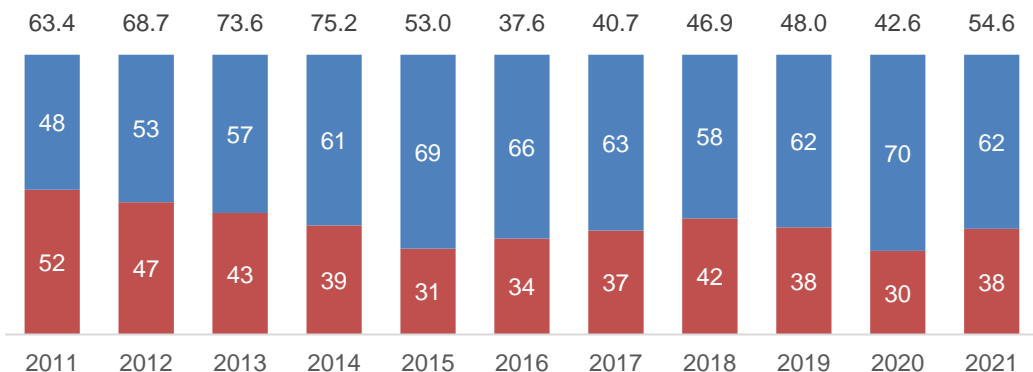


**10.1 MILLION POPULATION**

**NON OIL GDP IN 2021: (62%)**

GDP structure (%)

■ oil ■ non-oil



**During 1995 – 2021:**

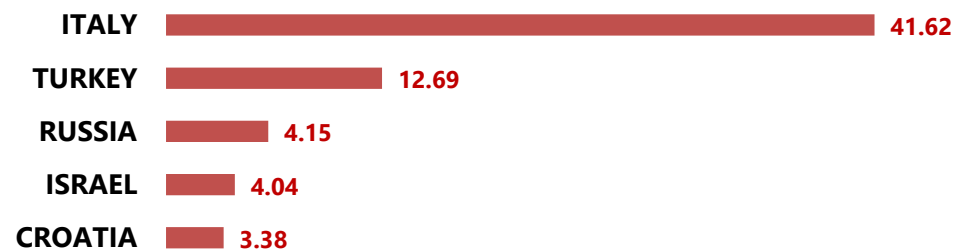
**59.3 bln usd** – the volume of investment in the non-oil sector.

**15.6 bln usd** – the volume of FDI in the non-oil sector.

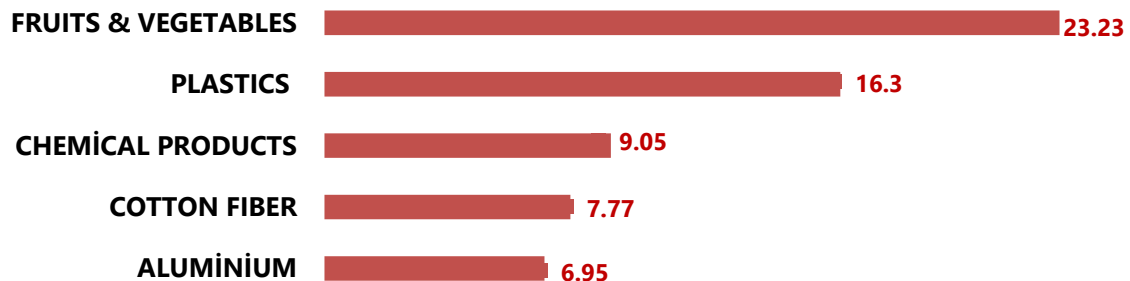
# PROVEN TRADING PARTNER – 2021

## US\$ 22.2 BLN TOTAL VALUE OF EXPORTS

### TOP 5 EXPORT MARKETS (%)

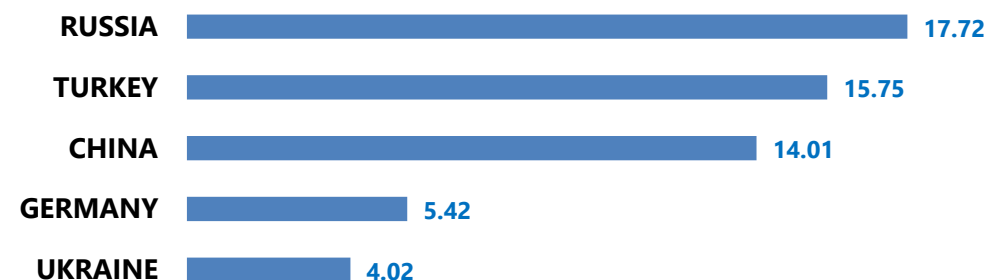


### TOP 5 NON-OIL EXPORT PRODUCTS (%)

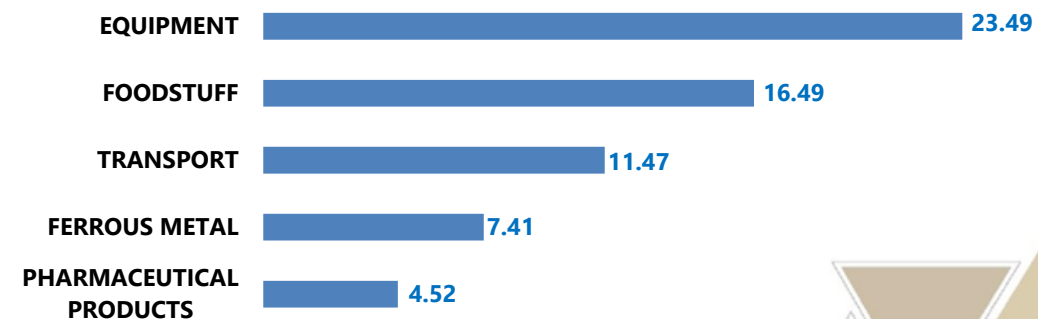


## US\$ 11.7 BLN TOTAL VALUE OF IMPORTS

### TOP 5 IMPORT MARKETS (%)

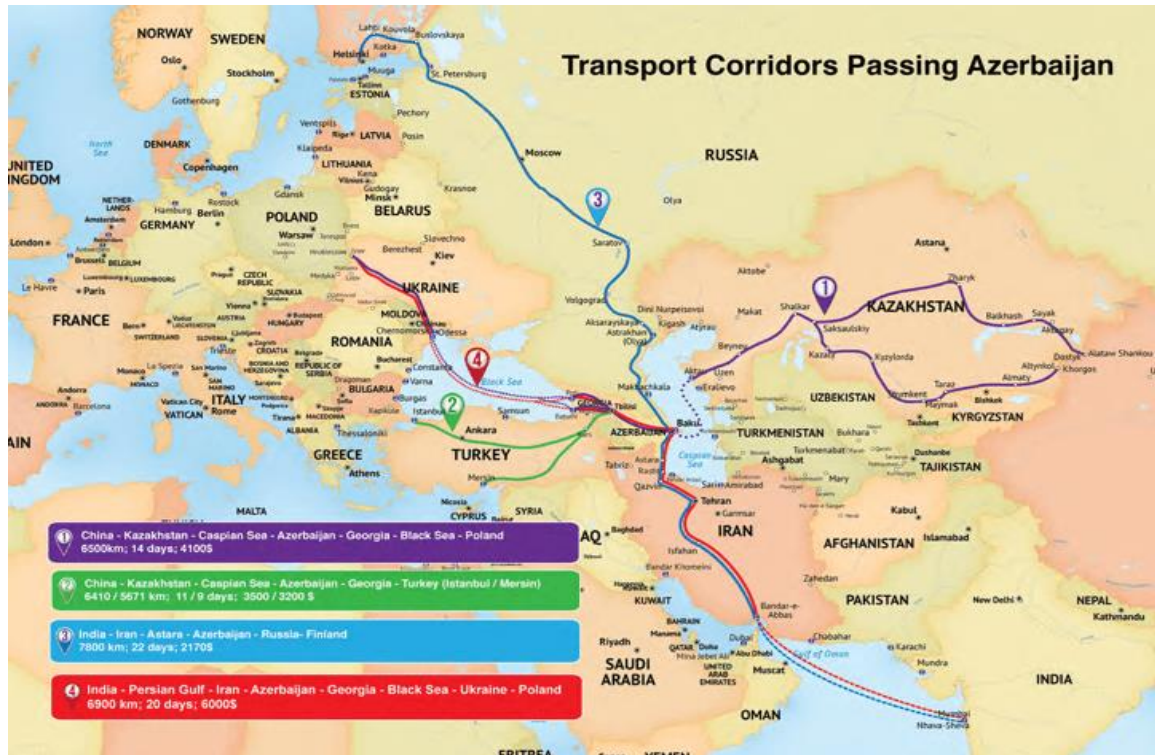


### TOP 5 IMPORT PRODUCTS (%)



# EFFECTIVE TIME SAVING ROUTES

## 60% TIME SAVING FOR NORTH-SOUTH ROUTE (INDIA - EUROPE)



## 70% TIME SAVING (CHINA - EUROPE MARITIME ROUTE)



## WELL DEVELOPED INFRASTRUCTURE

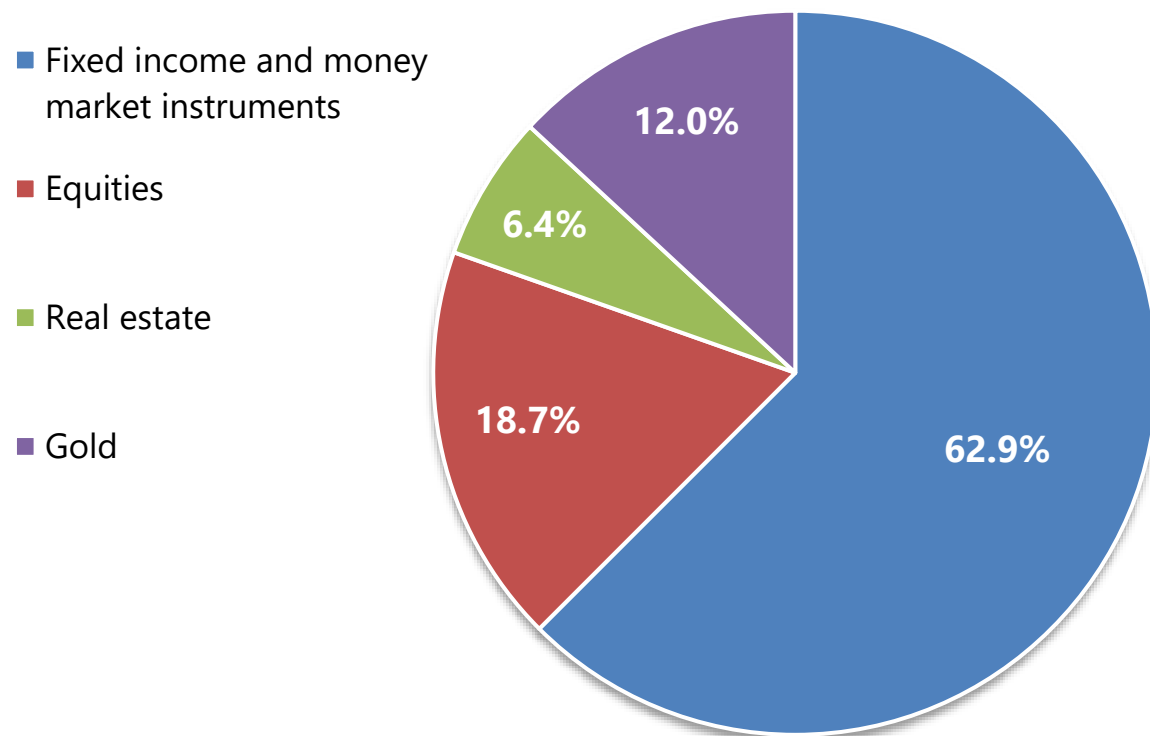
- Almost 20 thousand km of **roads and highways** constructed and rehabilitated
- 8 new international **airports**, including in the liberated areas of Azerbaijan
- **Baku-Tbilisi-Kars** railroad (“The Iron Silkway”)
- New **Baku International Sea Trade Port**
- **AFEZ** is a multi-modal site in a prime strategic location offering a wide range of incentives and benefits



# STATE OIL FUND AND SOVEREIGN RATINGS

**45.4 BLN.USD - AS OF JULY 1, 2022**

## SOFAZ'S PORTFOLIO BREAKDOWN BY ASSET CLASS



## SOVEREIGN RATINGS BY MAJOR RATING AGENCIES

### Standard & Poor's

- BB+, Outlook Stable

### Moody's

- Ba1, Outlook Stable

### Fitch

- BB+, Outlook Positive

## ONGOING REFORM AREAS

- **STARTING A BUSINESS**
- **GETTING CREDIT**
- **DEALING WITH CONSTRUCTION PERMITS**
- **REGISTERING PROPERTY**
- **PROTECTING MINORITY INVESTORS**
- **PAYING TAXES**
- **TRADING ACROSS BORDERS**
- **ENFORCING CONTRACTS**
- **RESOLVING INSOLVENCY**



## REDUCED RED TAPE

- **NO STATE INSPECTIONS OF BUSINESSES**
- **STREAMLINED LICENSING SYSTEM**
- **E-GOV SERVICES FOR BUSINESS**
- **STREAMLINED PUBLIC SERVICES**
- **ONE-STOP-SHOP SYSTEMS**
- **LOW TAX BURDEN**



## NO EXPORT DUTIES REMOVING TRADE BARRIERS

### TRADE HOUSES

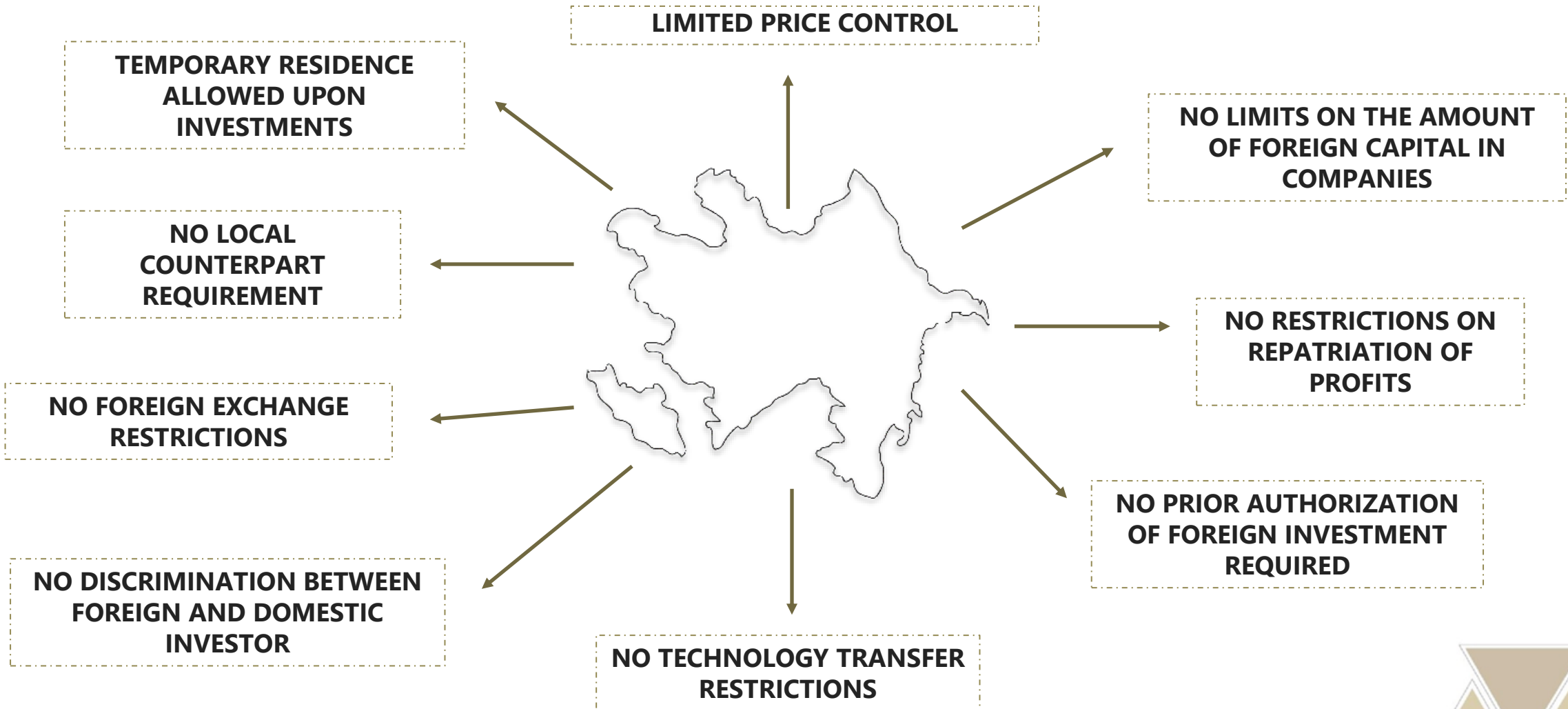
- CHINA
- UKRAINE
- POLAND
- UAE
- KAZAKHISTAN
- BELARUS



### TRADE REPRESENTATIVES

- CHINA
- UNITED ARAB EMIRATES
- POLAND
- RUSSIA
- ISRAEL
- TÜRKİYE





# BILATERAL INVESTMENT TREATIES

ALBANIA  
AUSTRIA  
BELARUS  
BELGIUM  
BULGARIA

CROATIA  
CZECH REP  
ESTONIA  
FINLAND  
FRANCE

GEORGIA  
GERMANY  
GREECE  
HUNGARY  
ITALY

LATVIA  
LITHUANIA  
LUXEMBOURG  
MACEDONIA FYR  
MOLDOVA

MONTENEGRO  
NORWAY  
POLAND  
ROMANIA  
RUSSIA

SERBIA  
SWITZERLAND  
TURKEY  
UK  
UKRAINE



CHINA  
IRAN  
ISRAEL  
JORDAN

SAUDI ARABIA  
LEBANON  
PAKISTAN  
QATAR

SYRIA  
TAJIKISTAN  
UAE  
UZBEKISTAN

KAZAKHSTAN  
KUWAIT  
KYRGYZSTAN  
KOREA REP.

# DOUBLE TAXATION TREATIES

AUSTRIA  
BELARUS  
BELGIUM  
B&H  
BULGARIAC

CROATIA  
ESTONIA  
CZECH REP.  
FINLAND  
FRANCE

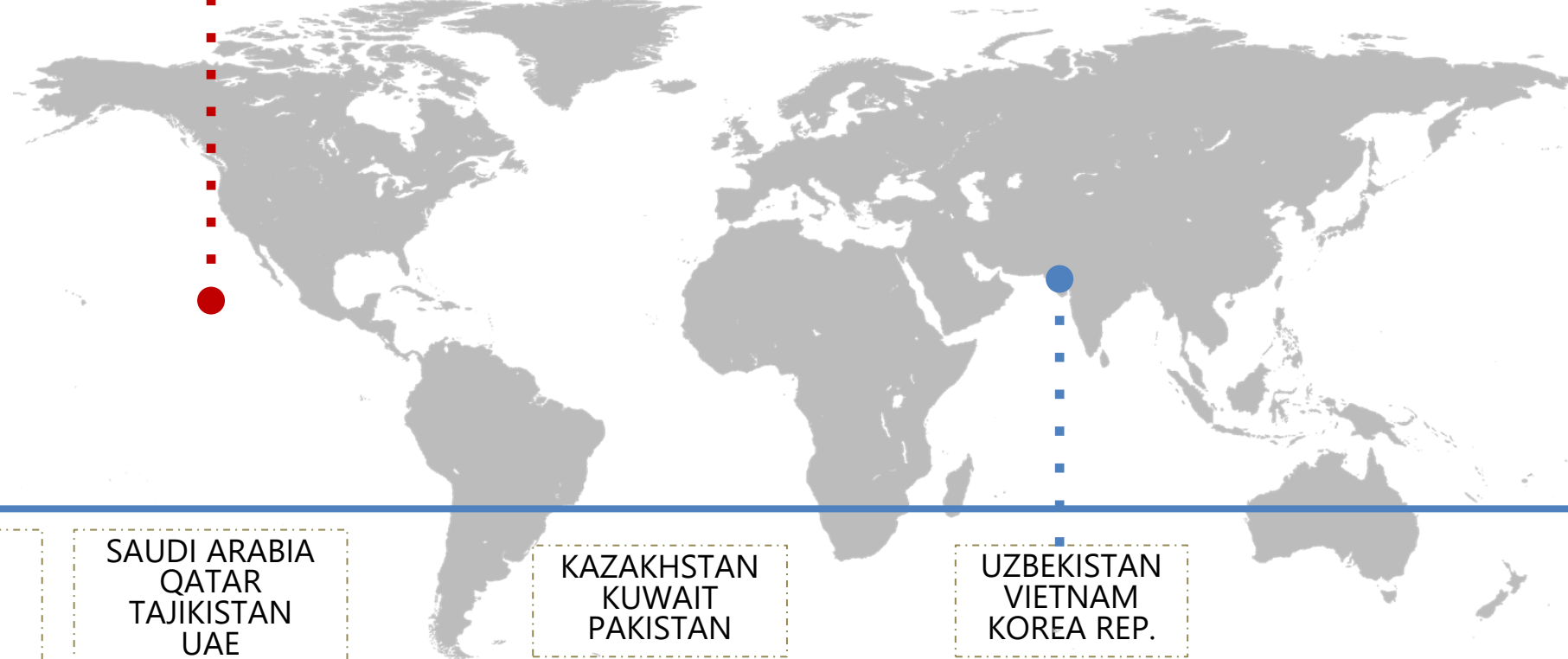
GEORGIA  
GERMANY  
GREECE  
HUNGARY  
ITALY

LATVIA  
LITHUANIA  
LUXEMBOURG  
MACEDONIA FYR  
MOLDOVA

MONTENEGRO  
NETHERLANDS  
NORWAY  
POLAND  
ROMANIA

RUSSIA  
SAN MARINO  
SERBIA  
SLOVENIA  
SPAIN

SWEDEN  
SWITZERLAND  
TURKEY  
UK  
UKRAINE



CHINA  
IRAN  
JAPAN  
JORDAN

SAUDI ARABIA  
QATAR  
TAJIKISTAN  
UAE

KAZAKHSTAN  
KUWAIT  
PAKISTAN

UZBEKISTAN  
VIETNAM  
KOREA REP.

# INDUSTRIAL PARKS, DISTRICTS AND AGROPARKS

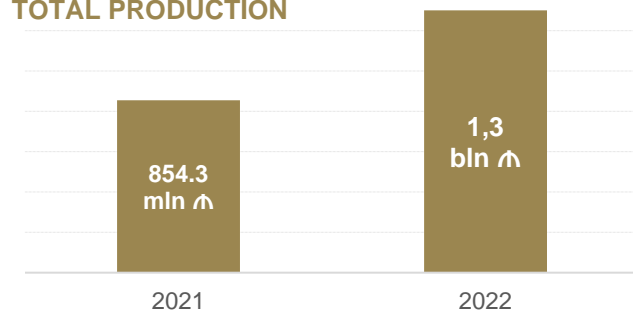
## STATISTICS OF INDUSTRIAL PARKS (Jan-Jun 2022)

108 business entities were granted residency status

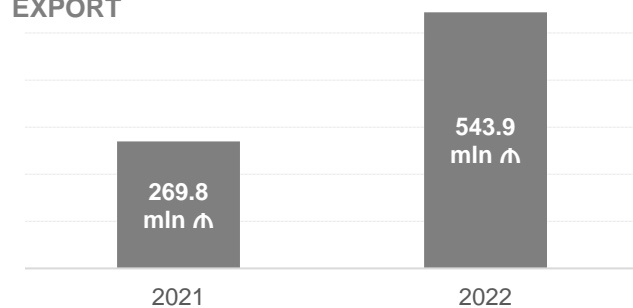

**58 residents are already operating**

## PRODUCTION AND EXPORT IN INDUSTRIAL PARKS

### TOTAL PRODUCTION



### EXPORT



made

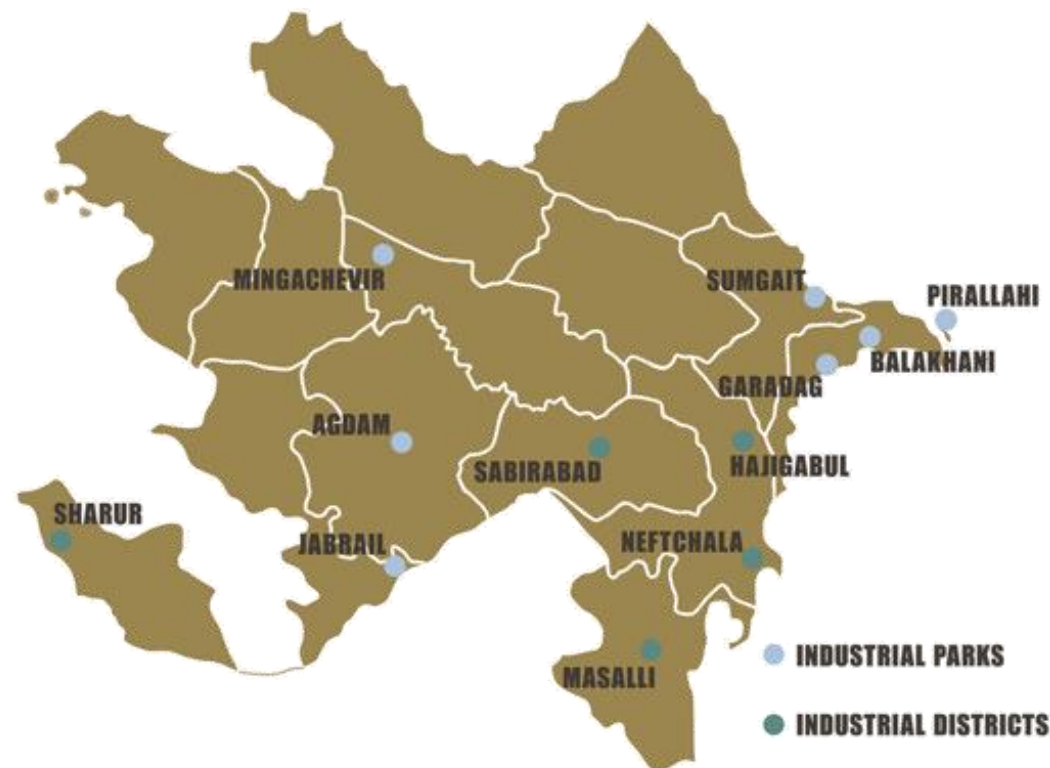
**6.4** bln AZN investment

**10,100** new jobs

planned

**450** mln AZN investment

**4,500** new jobs



- Sumgait Chemical Industrial Park – 2011
- Balakhani Industrial Park 2011
- Mingachevir Industrial Park – 2015
- Garadagh Industrial Park – 2015
- Pirallahi Industrial Park – 2016
- Agdam Industrial Park – 2021
- Araz Valley Economic Zone – 2021
- Masalli Industrial District
- Neftchala Industrial District
- Hajigabul Industrial District
- Sabirabad Industrial District
- Sharur Industrial District
- 51 Agroparks

## HOLDERS OF INVESTMENT PROMOTION DOCUMENT

7  
Y  
E  
A  
R  
S

- 50% reduced corporate tax
- 0% land and property tax
- 0% vat on hardware, technological equipment and structures imported by IPD holders
- 0% customs duty on hardware, technological equipment and structures imported by IPD holders

## RESIDENTS OF INDUSTRIAL AND TECHNOLOGY PARKS

10  
Y  
E  
A  
R  
S

- 0% corporate tax
- 0% land and property tax
- 0% vat on hardware, technological equipment and structures imported by residents

7  
Y  
E  
A  
R  
S

- 0% customs duty on hardware, technological equipment and structures imported by residents

# SECTOR OPPORTUNITIES



**AGRICULTURE**

**FOOD PROCESSING**

**CHEMICAL INDUSTRY**

**RENEWABLES**

**TRANSPORT AND LOGISTICS**

**INFORMATION AND COMMUNICATION  
TECHNOLOGIES**


**LIGHT INDUSTRY**

**TOURISM**



## IN FIELD OF EXPORT

- **NON-OIL EXPORT PROMOTION**
- **PROMOTION OF “MADE IN AZERBAIJAN” BRAND**
- **SUPPORT TO EXPORTERS**
- **BUILDING AND PROMOTING EXPORT CULTURE**
- **POLICY ADVOCACY**



## IN FIELD OF INVESTMENT

- **ATTRACTION**
- **RETENTION and EXPANSION**
- **AFTERCARE**
- **POLICY ADVOCACY**
- **COUNTRY’S IMAGE BUILDING**

**THANK YOU!**

AZ1000, Azerbaijan, Baku,  
32 Neftchilar avenue, (Baku Business Center)  
Tel.: (+994 12) 598 01 47/48  
Fax.: (+994 12) 598 01 52  
E-mail: [office@azpromo.az](mailto:office@azpromo.az)  
[www.azpromo.az](http://www.azpromo.az)

